

High TB burden | High HIV burden | High MDR-TB burden |

Population 2011 **1 241 million**

Estimates of TB burden * 2011	Number (thousands)	Rate (per 100 000 population)
Mortality (excludes HIV+TB)	300 (190–430)	24 (15–35)
Prevalence (includes HIV+TB)	3 100 (2 100–4 300)	249 (168–346)
Incidence (includes HIV+TB)	2 200 (2 000–2 500)	181 (163–199)
Incidence (HIV+TB only)	94 (72–120)	7.6 (5.8–9.6)
Case detection, all forms (%)	59 (54–65)	

TB case notifications 2011

New cases	(%)	Retreatment cases	(%)
Smear-positive	642 321 (53)	Relapse	112 508 (37)
Smear-negative	340 203 (28)	Treatment after failure	17 304 (6)
Smear-unknown / not done		Treatment after default	72 787 (24)
Extrapulmonary	226 965 (19)	Other	101 832 (33)
Other	1 952 (<1)		
Total new	1 211 441	Total retreatment	304 431

Other (history unknown)

Total new and relapse	1 323 949	Total cases notified	1 515 872
------------------------------	------------------	-----------------------------	------------------

New cases	Smear-positive	Smear-negative/ unknown/ not done	Extrapulmonary
M:F ratio	2.2		
Age < 15	12 985	36 673	34 062

Laboratories

Smear (per 100 000 population)	2011	1.0
Culture (per 5 million population)		0.1
Drug susceptibility testing (per 5 million population)		0.1
Is second-line drug susceptibility testing available?		Yes, in country
Is there a national reference laboratory?		Yes

Treatment success rate 2010 (%)

New smear-positive and/or culture-positive	88	Is rifampicin used throughout treatment for new patients?	Yes
New smear-negative/extrapulmonary	90		
Retreatment	74		

TB/HIV 2011

	Number	(%)
TB patients with known HIV status	688 530	(45)
HIV-positive TB patients	44 702	(6)
HIV-positive TB patients on co-trimoxazole preventive therapy (CPT)	40 583	(91)
HIV-positive TB patients on antiretroviral therapy (ART)	26 165	(59)
HIV-positive people screened for TB	386 081	
HIV-positive people provided with IPT		

Estimates of MDR-TB burden 2011*

	New	Retreatment
% of TB cases with MDR-TB	2.1 (1.5–2.7)	15 (13–16)
MDR-TB cases among notified pulmonary TB cases	21 000 (15 000–27 000)	45 000 (40 000–50 000)

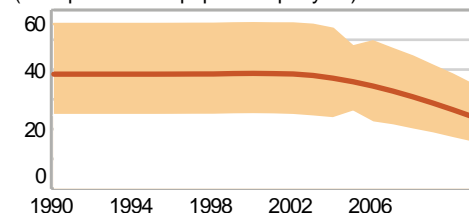
Reported cases of MDR-TB 2011

	New	Retreatment	Total
Cases tested for MDR-TB			
Laboratory-confirmed MDR-TB cases			4 237
Patients started on MDR-TB treatment			3 384

Financing TB control

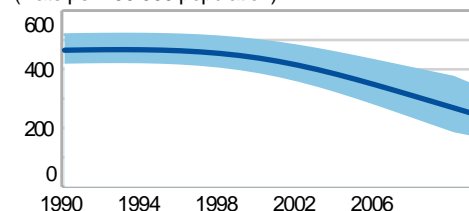
	2012	2013
Total budget (US\$ millions)	219	207
Available funding (US\$ millions)	219	207
% of budget funded	100	100
% available funding from domestic sources	54	58
% available funding from the Global Fund	42	39

(Rate per 100 000 population per year)



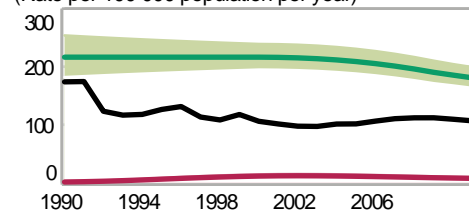
■ Mortality (excludes HIV+TB)

(Rate per 100 000 population)



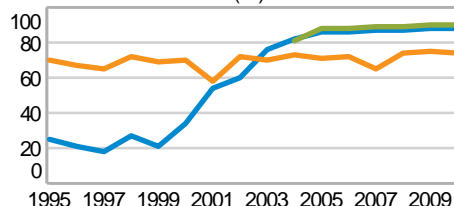
■ Prevalence

(Rate per 100 000 population per year)



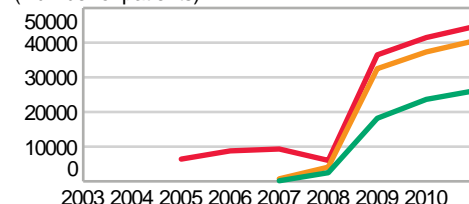
— Notifications ■ Incidence
■ Incidence (HIV+TB only)

Treatment success rate (%)



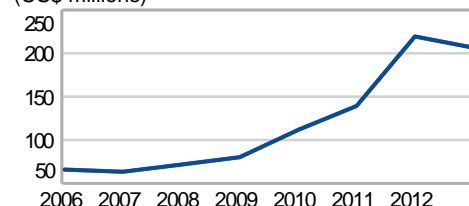
— New smear-positive and/or culture-positive
— New smear-negative/extrapulmonary — Retreatment

(Number of patients)



— HIV-positive TB patients
— on CPT — on ART

(US\$ millions)



— Total budget — Available funding